



Chargers/Boosters

Introduction

pages 1-2 & 1-3

AUTOMATIC BATTERY CHARGERS

- **I CHARGER** extra portable automatic page 1-5
- **ID CHARGER** extra portable automatic with display page 1-6
- **CYBER 20** portable heavy duty automatic page 1-7

BATTERY CHARGERS

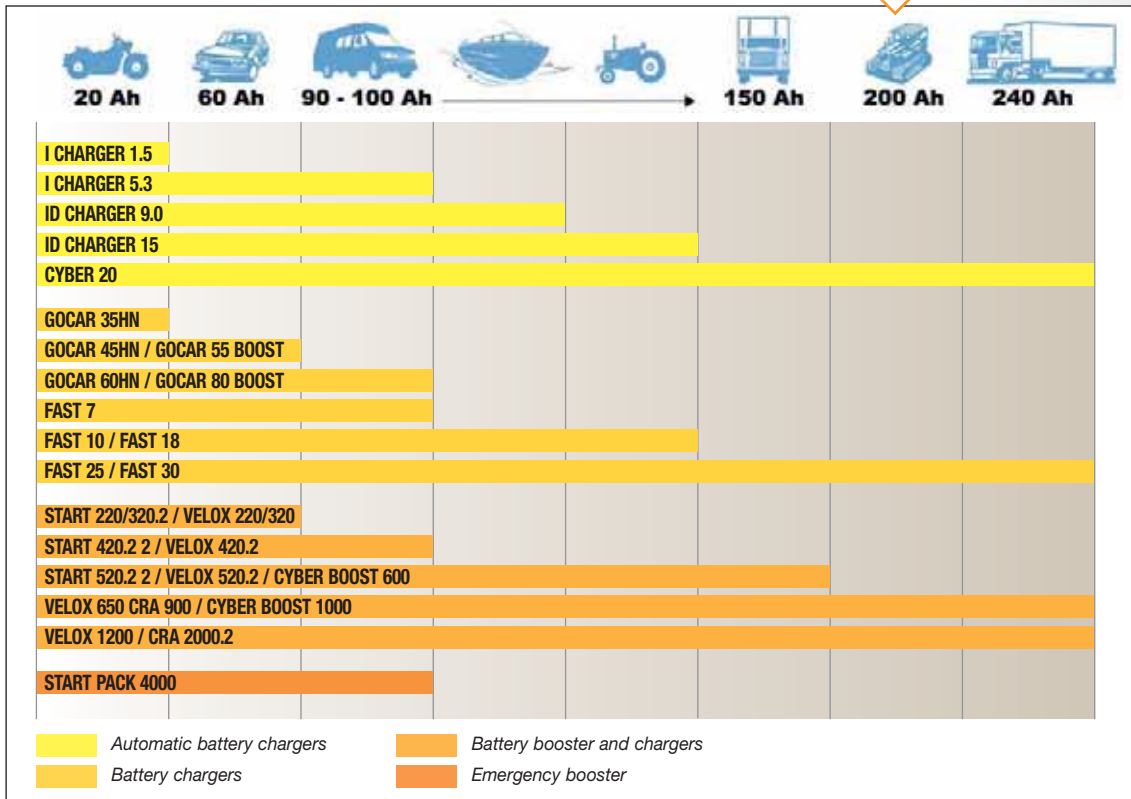
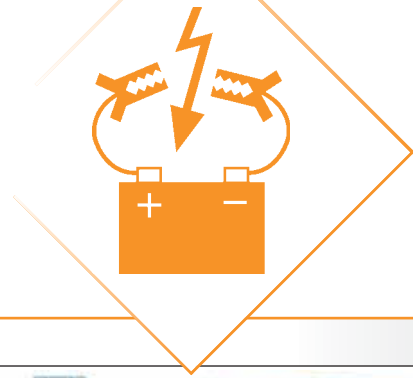
- **GOCAR** portable range page 1-8
- **FAST** portable professional range page 1-9

BATTERY BOOSTERS AND CHARGERS

- **START** portable professional boosters page 1-10
- **VELOX / CRA** professional boosters with wheels pages 1-11 & 1-12
- **CYBER BOOST** professional automatic boosters page 1-13

EMERGENCY BOOSTERS

- **START PACK 4000** page 1-14



Batteries and start-up

Much is said about how the battery, in modern vehicles, must supply a constantly increasing number of accessories (radio, satellite navigation system, air conditioning, pressure sensors, lighting system, windscreen wipers, window defroster, etc.).

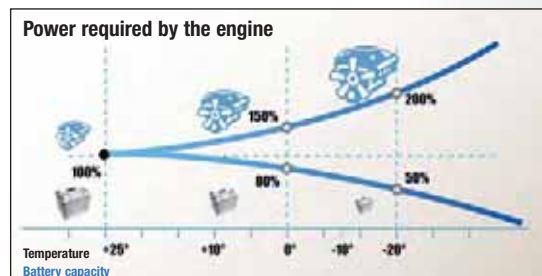
This increases the speed of discharge of the battery while, on the other hand, the alternator charges the battery. If the trip is short (home-workplace, for example) then the energy supplied by the alternator is not enough to fully recharge the battery, especially if the battery is not a high performance type. In some cases this problem can be overcome by using a high capacity battery.

But if this unit is not properly maintained by the user then it inevitably leads to a loss of performance.

And even though modern batteries are designed to resist extreme climatic conditions it is inevitable that, during the winter, the battery performance drops.

This is caused both by a reduction of the chemical reactions in the battery and by a greater demand for energy from the starter motor.

The following chart shows the performance trend as the temperature changes. This is why engine ignition failure is generally a wintertime problem.




How a traditional electromechanical booster operates

Using a starter to start a vehicle becomes necessary every time the storage battery does not have enough energy to power the starter motor. In this case the energy that is required can be taken by connecting the starter to the mains power and setting it to start-up mode. To find which starter is suitable for the needs of our battery we just have to find the values given, on the battery rating plate,

at "FAST COLD DISCHARGE CURRENT" and compare these with the values indicated under the item "Starting current 1 Volt/C EN 60335-2-29" on the starter. These values must be similar.

This is the case when the battery is fully discharged. If the battery is charged in advance then a less powerful starter can be selected.

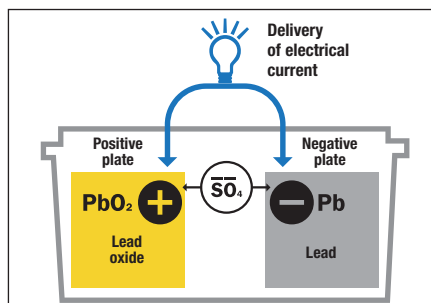

LEXICON

Why a battery discharges ?

- 1 Car unused for a prolonged period.
- 2 Difficult or repeated starting.
- 3 Use of the car for short trips that do not permit the battery to recharge.
- 4 Inefficient dynamo or alternator.
- 5 Leaving lights or other parts of the electrical system on for long periods with the car ignition off.

All these causes make it necessary to check the battery in order to avoid difficult start-ups that help cause premature battery wear. It may happen that the battery is no longer able to store energy, usually caused by inadequate maintenance or incorrect use. In this case one or more battery cells have short-circuited: recharging, in this case, is useless and the only thing to do is to replace the battery.

Charging a battery



Battery charging can be done for different time periods depending on the capacity of the battery, its state of charge and the current we want the appliance to deliver.

Slow charges are made with fairly low currents that in any case do not exceed approximately 1/10th of the capacity of the battery.

Fast charges are made with higher currents, approximately 1/5th of the capacity of the storage battery. During fast charges the charging time is generally controlled by a timer to avoid battery overheating.

Slow charges are preferable for a longer battery life, preventing the battery from overheating. Note that the exact state of charge of the battery can only be determined by a hydrometer that can measure the specific density of the electrolyte.

Guideline electrolyte density values are: (kg/l at 20 °C):

- 1.28 = battery charged ;
- 1.21 = battery half charged ;
- 1.14 = battery discharged.

The battery charging time can vary according to:

- 1 Ambient conditions (Cold/Hot) ;
- 2 State of the battery (Discharged/Very discharged);
- 3 Age of the battery (Old/New).

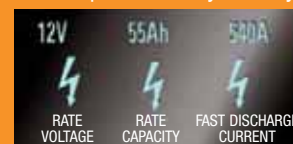
What is a battery ?

A battery is a device able to store electrical energy, supplied to it by a direct current generator during charging, in the form of chemical energy. It returns this energy, in the form of direct current electrical energy, during discharging. This energy storage and return process is repeated for the entire life of the battery. The main parameters that define batteries and their performance levels are:

- **Rated voltage**
- **Rated capacity**
- **Fast discharge current (at -18 °C).**

and are indicated on the rating plate that

accompanies every battery:



- **Rate voltage**

The voltage difference measured across the poles of the battery with the circuit open and after a minimum 4 hours stabilisation time.

- **Capacity (Ah)**

The quantity of charge that can be achieved by discharging a storage battery at a specific discharge rate (current) down to a preset voltage.

- **Fast discharge current (A)**

Indication of the power the battery is able to deliver. This value is measured by discharging a fully charged battery at -18 °C at a constant preset current.

Electricity consumption by a car

Fans

Air conditioning

Audio system

Car radio

Engine heating

Mixed heating

Alternator cooling

Lighting system

Catalyst heater

Battery insulation

Windshield wiper

Heated sprayers

Heated seats

Heated locks

Pressure sensors

Alarm system

Defroster

Heated mirrors

Satellite navigation system

Various monitoring systems





INTELLIGENT ENERGY: ICHARGER & IDCHARGER



INTELLIGENT BATTERY CHARGERS WITH INVERTER TECHNOLOGY

- » **SAFE**
Will not damage your car's onboard electronics
- » **FAST**
Faster than traditional battery chargers
- » **UNIVERSAL**
Suitable for all types of batteries
- » **REDUCED ENERGY CONSUMPTION**
Considerably reduced energy consumption compared to traditional battery chargers
- » **AUTOMATIC**
When the charge is complete, automatically goes to float mode
- » **FLOAT CHARGE**
Keeps batteries charged even when they are not being used
- » **LONGER LIFE**
Battery is always charged to 100%, prolonging battery life
- » **SPACE-SAVING**
Small, lightweight, compact



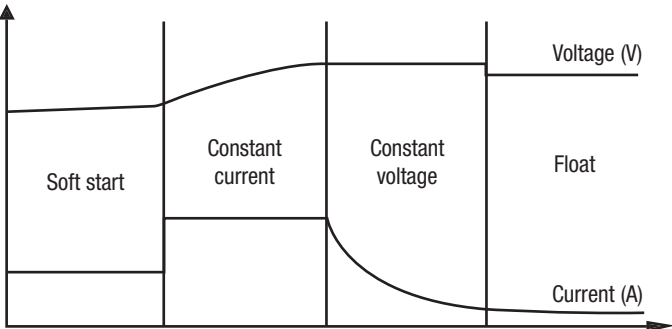
**BATTERY
CHARGERS**

I CHARGER

I-CHARGER are intelligent battery chargers using inverter technology, with microprocessor.

Due to the maintenance function, they can remain connected to the battery for long periods of time.

Four phases are used to optimise the charging process.



Features and product advantages:

- **Fast:** The charging time is faster than traditional battery chargers.
- **Universal:** Ideal for all battery types.
- **Intelligent:** Maximum safety for vehicle electronics.
- **Ready to use:** Connect and charge.
- **Safe:** Protected against polarity reversal, over-loads and short circuits.
- **Portable:** Light, compact and waterproof protection class IP65.



**AUTOMATIC
AND FAST**

Standards
EN 60335-1-29
EN 55014-1-2



AUTOMATIC BATTERY CHARGERS

Delivered equipped with:

- a set of insulated crocodile clips with cables,
- a primary cable,
- safety instructions,
- user manual.

TECHNICAL CHARACTERISTICS:

DESCRIPTIONS	I CHARGER 1.5	I CHARGER 5.3
Power supply	V 230 single-phase	V 230 single-phase
Frequency	Hz 50 / 60	Hz 50 / 60
Charging voltage	V 6 - 12	V 6 - 12
Absorbed power	W 21	W 65
Charge positions	-	2
Starting current	A 0.25	A 0.7
Charging current	A 1	A 3.5
Rate capacity - 15h	Ah 35	Ah 120
Dimensions	mm 55 x 32 x 130	mm 75 x 40 x 160
Weight	kg 0.4	kg 0.55

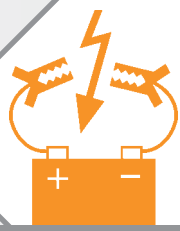
TO ORDER:

DESCRIPTIONS	I CHARGER 1.5	I CHARGER 5.3
Cat. number	W 000 270 868	W 000 270 867

Applications I CHARGER



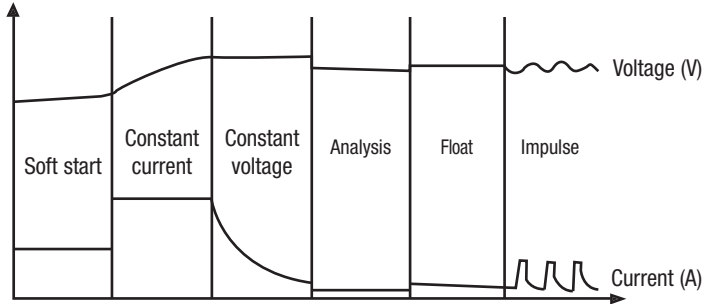
I CHARGER 1.5						
I CHARGER 5.3						



ID CHARGER

ID-CHARGER are intelligent battery chargers using inverter technology and microprocessor. Due to the maintenance function, they can remain connected to the battery for long periods of time. The digital display allows constant control of the charging parameters.

Complete charging cycle, 5 phases for each type of battery



Features and product advantages:

- **Fast:** The charging time is faster than traditional battery chargers.
- **Universal:** Suitable for all type of batteries.
- **Intelligent:** Maximum security for vehicle electronics.
- **Display:** The digital display shows the charging parameters.
- **Multi-current:** Three charging levels, slow, normal, fast.
- **Temperature compensation:** Charging current depends on the temperature of the battery.
- **Energy saving:** The fan only functions when necessary.
- **Safe:** Protected against polarity reversal, over-loads and short circuits.
- **Portable:** Light, compact with ergonomic design.



AUTOMATIC FOR ALL TYPES OF BATTERY

Standards
EN 60335-1-29
EN 55014-1-2



TECHNICAL CHARACTERISTICS:

DESCRIPTIONS		ID CHARGER 9.0	ID CHARGER 15
Power supply	V	230 single-phase	230 single-phase
Frequency	Hz	50 / 60	50 / 60
Charging voltage	V	12	12
Absorbed power	W	100	180
Charge positions		3	3
Starting current	A	0.8	1.2
Charging current	A	6	10
Rate capacity - 15h	Ah	225	300
Dimensions	mm	120 x 170 x 245	120 x 170 x 245
Weight	kg	1.4	1.4

TO ORDER:

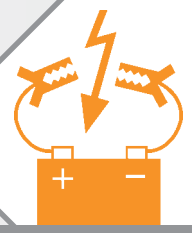
DESCRIPTIONS	ID CHARGER 9.0	ID CHARGER 15
Cat. number	W 000 270 866	W 000 270 865

Delivered equipped with:

- a set of insulated crocodile clips with cables,
- a primary cable,
- safety instructions,
- user manual.

Applications ID CHARGER

	20 Ah	60 Ah	90 - 100 Ah	150 Ah	200 Ah	240 Ah
ID CHARGER 9.0						
ID CHARGER 15						



**BATTERY
CHARGERS**

CYBER 20



CYBER 20 is a heavy-duty battery charger where battery charging is managed and optimised by a microprocessor. It has a smart charging technique suitable for modern vehicles with many electronic devices.

- No voltage or current peaks and consequently no damage to on-board electronics (airbags, ABS, telephone, etc.).
- Not necessary to remove the battery for recharging.
- Battery maintenance function.
- Digital ammeter and voltmeter.

I > U CHARACTERISTIC:

- I > Recognises the state of charge of the battery with automatic charging in two phases without overheating.
- U > During charging, voltage is limited to prevent formation of flammable and noxious gases.

PROTECTIONS:

- Thermostatic protection.
- Protection against inverted polarity, overload and short circuit across terminals.
- Protection against mistaken setting of the storage battery parameters.
- Protection against overvoltage which could damage the vehicle's on-board electronics.
- Automatic shutdown when charging is terminated.
- Display state of charge.
- Possibility of charging completely flat batteries.

**DIGITAL CONTROL
AUTOMATIC & POWERFUL**



- Standards**
- EN 60335-1
 - EN 60335-2
 - EN 55014-1
 - EN 55014-2

AUTOMATIC BATTERY CHARGERS

Delivered equipped with:

- a set of insulated crocodile clips with cables,
- a primary cable,
- safety instructions,
- user manual.

TECHNICAL CHARACTERISTICS:

DESCRIPTIONS		CYBER 20
Power supply	V	230 single-phase
Frequency	Hz	50 - 60
Charging voltage	V	6 - 12 - 24
Absorbed power	W	1000
Average charging current	A	20
Maximum rechargeable battery	Ah	200
Dimensions	mm	310 x 190 x 290
Weight	kg	12

TO ORDER:

DESCRIPTIONS	CYBER 20
Cat. number	W 000 267 900

Applications **CYBER 20**





BATTERY CHARGERS

GOCAR

Single-phase portable battery chargers for all types of lead-acid batteries. Equipped with: ammeter to control charging current, protection against inverted polarity and overloads, thermal protection. Lightweight, powerful, safe. A form-fitting handle makes them easy to carry.

A complete range to meet all your requirements. GOCAR 55 BOOST and 80 BOOST are 6-12 volts dual voltage units and offer both normal or fast charge modes. GOCAR 60 BOOST is a 12-24 volts dual voltage unit.



LIGHT APPLICATIONS



Standards

- EN 60335-1
- EN 60335-2
- EN 55014-1
- EN 55014-2

Delivered equipped with:

- a set of insulated crocodile clips with cables,
- a primary cable,
- safety instructions,
- user manual.

TECHNICAL CHARACTERISTICS:

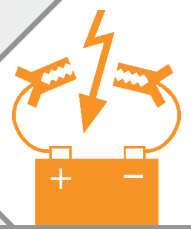
DESCRIPTIONS		35 HN	45 HN	55 BOOST	60 HN	80 BOOST
Power supply	V	230 single-phase	230 single-phase	230 single-phase	230 single-phase	230 single-phase
Frequency	Hz	50 / 60	50 / 60	50 / 60	50 / 60	50 / 60
Charging voltage	V	12	12	6 - 12	12 - 24	6 - 12
Absorbed power	W	48	72	96	100	144
Charge positions		-	-	2	-	2
Absorbed current	A	0.2	0.31	0.41	0.45	0.62
Effective charging current	A	4	6	8	9	12
Average charging current EN 60335-2-29	A	2	3	6	6	9
Rate capacity	Ah	45	55	100	100	170
Dimensions	mm	170 x 160 x 95	170 x 160 x 95	275 x 190 x 95	275 x 190 x 95	275 x 190 x 95
Weight	kg	1.2	1.2	2.4	2.4	2.4

TO ORDER:

DESCRIPTIONS	35 HN	45 HN	55 BOOST	60 HN	80 BOOST
Cat. number	W 000 268 312	W 000 268 313	W 000 268 314	W 000 268 315	W 000 268 316

Applications GOCAR





**BATTERY
CHARGERS**

FAST



Single-phase heavy-duty battery charger, ideal for recharging 12/24 V high capacity batteries. A sturdy metal case makes it perfect for all work environments. Equipped with ammeter to display the charging current, protection against inverted polarity and overloads, thermal protection.

**COMMERCIAL
AND HEAVY VEHICLES**



- Standards**
- EN 60335-1
 - EN 60335-2
 - EN 55014-1
 - EN 55014-2

Delivered equipped with:

- a set of insulated crocodile clips with cables,
- a primary cable,
- safety instructions,
- user manual.

PORTABLE BATTERY CHARGERS

TECHNICAL CHARACTERISTICS:

DESCRIPTIONS	FAST 7	FAST 10	FAST 18	FAST 25	FAST 30
Power supply	V 230 single-phase	230 single-phase	230 single-phase	230 single-phase	230 single-phase
Frequency	Hz 50 / 60	50 / 60	50 / 60	50 / 60	50 / 60
Charging voltage	V 12	12 - 24	12 - 24	12 - 24	12 - 24
Absorbed power	W 200	200	460	460	980
Charge positions	2	2	3	3	3
Absorbed current	A 0.86	0.86	2	2	3,4
Effective charging current	A 7	10 (12 V) - 8 (24 V)	15 (12 V) - 18 (24 V)	17 (12 V) - 25 (24 V)	22 (12 V) - 30 (24 V)
Average charging current EN 60335-2-29	A 5	8 (12 V) - 5 (24 V)	10 (12 V) - 13 (24 V)	12 (12 V) - 16 (24 V)	15 (12 V) - 25 (24 V)
Rate capacity	Ah 90	120	190	240	490
Dimensions	mm 320 x 230 x 195	330 x 230 x 220	345 x 235 x 225	345 x 235 x 225	370 x 250 x 250
Weight	kg 4	5	7.5	13.5	15

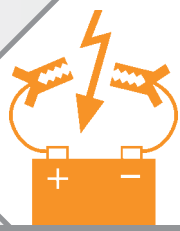
TO ORDER:

DESCRIPTIONS	FSAST 7	FSAST 10	FSAST 18	FSAST 25	FSAST 730
Cat. number	W 000 268 307	W 000 268 308	W 000 268 309	W 000 268 310	W 000 268 311

Applications FAST



FAST 7						
FAST 10 / FAST 18						
FAST 25 / FAST 30						



**CHARGERS
BOOSTERS**

START

Portable heavy-duty battery chargers/boosters for charging storage batteries and quick starting of vehicles. A wide range for all charging and start-up needs: scooters, motorcycles, cars, tractors, campers, vans, trucks with diesel and petrol engines. They are designed for: normal charging, fast charging and fast start-up. Equipped with: ammeter to display the state of charge and start-up, protection against overloads and inverted polarity.



Standards

- EN 60335-1
- EN 60335-2
- EN 55014-1
- EN 55014-2

**PROFESSIONAL
PORTABLE STARTERS**

Delivered equipped with:

- a set of insulated crocodile clips with cables,
- a primary cable,
- safety instructions,
- user manual.

TECHNICAL CHARACTERISTICS:

DESCRIPTIONS		START 220.2	START 320.2	START 420.2	START 520.2
Power supply	V	230 single-phase	230 single-phase	230 single-phase	230 single-phase
Frequency	Hz	50 / 60	50 / 60	50 / 60	50 / 60
Charging and start-up voltage	V	12-24	12 - 24	12 - 24	12 - 24
RMS charging current	A	24	32	38	45
Average charging current EN 60335-2-29	A	20	28	34	40
Starting current 0 Volt	A	200	300	400	500
Starting current 1 Volt/C EN 60335-2-29	A	180	230	280	300
Maximum absorbed charge/ start-up power	kW	0.6/0.65	0.9/8	1/8.4	1.3/10
Rate capacity	Ah - 15h	265	355	430	560
Chargeable batteries min/max	Ah	20	20 - 35	35 - 50	45 - 65
Chargeable batteries with min/max. pre-charge	Ah	20 - 45	45 - 65	65 - 100	80 - 150
Dimensions	mm	345 x 210 x 280	345 x 210 x 280	345 x 210 x 280	280 x 460 x 260
Weight	kg	10	10	13	16
Fuse	A	1 x 80	2 x 50	2 x 50	2 x 100

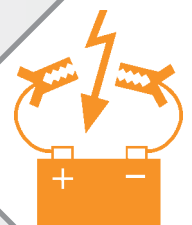
TO ORDER:

DESCRIPTIONS	START 220.2	START 320.2	START 420.2	START 520.2
Cat. number	W 000267 887	W 000267 888	W 000267 889	W 000267 891

Applications START



START 220/320.2						
START 420.2 2						
START 520.2 2						



CHARGERS BOOSTERS

VELOX

Wheel-mounted heavy-duty battery chargers/boosters for charging storage batteries and quick starting of vehicles. A wide range for all charging and start-up needs: scooters, motorcycles, cars, tractors, campers, vans and trucks with diesel or petrol engines. They are designed for normal charging, fast charging and fast start-up. They are equipped with ammeters to display the state of charge and start-up and are protected against overloads and inverted polarity.



- Standards**
- EN 60335-1
 - EN 60335-2
 - EN 55014-1
 - EN 55014-2

- Delivered equipped with:**
- a set of insulated crocodile clips with cables,
 - a primary cable,
 - safety instructions,
 - user manual.

CHARGERS - BOOSTERS FOR ENGINE STARTING

TECHNICAL CHARACTERISTICS:

DESCRIPTIONS		VELOX 220.2	VELOX 320.2	VELOX 420.2	VELOX 520.2	VELOX 650 CD2	VELOX 1200T-CD2
Power supply	V	230 single-phase	230 single-phase	230 single-phase	230 single-phase	230 single-phase	230 - 400 three-phase
Frequency	Hz	50 / 60	50 / 60	50 / 60	50 / 60	50 / 60	50 / 60
Charging and start-up voltage	V	12-24	12 - 24	12 - 24	12 - 24	12 - 24	12 - 24
RMS charging current	A	24	32	38	45	66	165
Average charging current EN 60335-2-29	A	20	28	34	40	60	160
Starting current 0 Volt	A	200	300	400	500	650	1250
Starting current 1 Volt EN 60335-2-29	A	180	230	280	300	400	1000
Maximum absorbed charge/ start-up power	kW	0.6/0.65	0.9/8	1/8.4	1.3/10	1.8/15	mag-29
Rate capacity Ah - 15h		265	355	430	560	700	2200
Chargeable batteries min/max	Ah	20	20 - 35	35 - 50	45 - 65	65 - 120	120 - 200
Chargeable batteries with min/max. pre-charge	Ah	20 - 45	45 - 65	65 - 100	80 - 150	150 - 240	240
Dimensions	mm	360 x 670 x 380	360 x 670 x 380	360 x 670 x 380	350 x 750 x 320	350 x 750 x 320	470 x 800 x 360
Weight	kg	13	15	15	21	24	43
Fuse	A	1 x 80	2 x 50	1 x 50 + 1 x 80	2 x 100	2 x 100	4 x 100

TO ORDER:

DESCRIPTIONS	VELOX 220.2	VELOX 320.2	VELOX 420.2	VELOX 520.2	VELOX 650 CD2	VELOX 1200T-CD2
Cat. number	W 000 267 892	W 000 267 893	W 000 267 894	W 000 267 895	W 000 267 896	W 000 267 897

Applications **VELOX**



VELOX 220 / 320						
VELOX 420.2						
VELOX 520.2						
VELOX 650						
VELOX 1200						



CHARGERS BOOSTERS

CRA

Wheel-mounted heavy-duty battery chargers and starters for fast charging storage batteries and fast starting of vehicles. Particularly suitable for big-engined vehicles such as tractors, trucks, etc. Equipped with: ammeter, voltmeter, insulated **DIN 72553** cables, protection against inverted polarity.



SPECIAL FOR BIG-ENGINE VEHICLES



Standards

- EN 60335-1
- EN 60335-2
- EN 55014-1
- EN 55014-2

TECHNICAL CHARACTERISTICS:

DESCRIPTIONS		CRA 900CD	CRA 2000.2
Power supply	V	230 single-phase	230 - 400 three-phase
Frequency	Hz	50 / 60	50 / 60
Charging and start-up voltage	V	6 - 12 - 24	12 - 24
RMS charging current	A	47 - 79 - 51	135 - 145
Average charging current EN 60335-2-29	A	31 - 87 - 70	125 - 140
Starting current 0 Volt	A	500 (6 V) - 770 (12 V) 870 (24 V)	2000 (12 V) 1750 (24 V)
Starting current 1 Volt EN 60335-2-29		280 (6 V) - 440 (12 V) 460 (24 V)	1500 (12 V) 1500 (24 V)
Maximum absorbed charge/ start-up power	kW	3-20	3.6/37
Rate capacity	Ah - 15h	540 (6 V) 1140 (12 V)	2400 (12 V) 1870 (24 V)
Chargeable batteries min/max	Ah	80 - 150	240
Chargeable batteries with min/max. pre-charge	Ah	200 - 240	240
Dimensions	mm	570 x 900 x 520	570 x 900 x 520
Weight	kg	49	68
Fuse	A	3 x 100	7 x 100

Delivered equipped with:

- a set of insulated crocodile clips with cables,
- a primary cable,
- safety instructions,
- user manual.

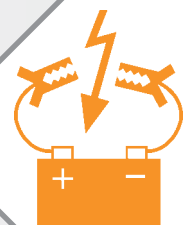
TO ORDER:

DESCRIPTIONS	CRA 900CD	CRA 2000.2
Cat. number	W 000 267 898	W 000 267 899

Applications CRA



CRA 900							
CRA 2000.2							



CHARGERS
BOOSTERS

CYBER BOOST



Heavy-duty battery boosters and boosters with charging and start-up processes controlled and optimised by a microprocessor. Equipped with three operating modes: charge, start-up, stand-by. Designed to charge and start storage batteries of the following types: lead-acid with liquid electrolyte, lead-acid with gel electrolyte, recombination, sealed and unsealed.

- Total protection against any voltage or current peaks during start up and charging, eliminating all danger for on-board electronics (airbags, ABS, telephone, etc.).
- No need to remove the battery from the vehicle when starting up or charging.
- Digital ammeter and voltmeter.
- "Stand-by" mode to power vehicle memories if the battery needs to be disconnected.
- Start-up and charging procedure managed and optimized by a microprocessor with automatic control of all parameters.
- Automatic choice of the charge program by inputting data related to the storage battery.
- Charging is done at constant voltage and current (IU characteristic) with two options: "normal charge" and "fast charge".
- Designed to charge completely flat batteries.

POWERFUL FOR
PROFESSIONALS



Standards
EN 60335-1
EN 60335-2
EN 55014-1
EN 55014-2

Delivered equipped with:

- a set of insulated crocodile clips with cables,
- a primary cable,
- safety instructions,
- user manual.

AUTOMATIC CHARGERS - BOOSTERS FOR ENGINE STARTING

TECHNICAL CHARACTERISTICS:

DESCRIPTIONS		CYBER BOOST 600	CYBER BOOST 1000
Power supply	V	230 single-phase	230 single-phase
Frequency	Hz	50 / 60	50 / 60
Charging and start-up voltage	V	6 - 12 - 24	6 - 12 - 24
RMS charging current	A	32	52
Average charging current	A	30	40
EN 60335-2-29			
Starting current 1 Volt	A	200 (12 V)	400 (12 V)
EN 60335-2-29		150 (24 V)	300 (24 V)
Maximum absorbed charge/ start-up power	kW	4	11
Maximum rechargeable batteries	Ah	300	500
Dimensions	mm	330 x 270 x 500	330 x 270 x 500

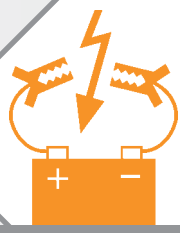
TO ORDER:

DESCRIPTIONS	CYBER BOOST 600	CYBER BOOST 1000
Cat. number	W 000 267 901	W 000 267 902

Applications CYBER BOOST



CYBER BOOST 600							
CYBER BOOST 1000							



EMERGENCY BOOSTER

START PACK 4000



EMERGENCY BOOSTER

START PACK is a portable 12 Volt DC power supply. It can be used wherever it is necessary to start cars, vans, generators, etc. It keeps all circuits live when changing the battery by connecting it to the cigarette lighter on the vehicle. It can also supply power to any electric tool powered at 12 Volts. It does not harm the vehicle's electronics and can perform many start-ups before the next recharge. Start Pack can be recharged using its special power supply, connected to mains electricity, or using the cigarette lighter on the vehicle. Equipped with: 230 V AC - 12 V DC power supply, positive-negative cables with crocodile clips, plug, cigarette lighter cables.

- Up to **2000** applications

Standards

- EN 61558-1
- EN 61558-2
- EN 55014-1
- EN 55014-2



2008-296

TECHNICAL CHARACTERISTICS:

DESCRIPTIONS	START PACK 4000	
Charging voltage	V	12
Starting current	A	700
Current range	A	1500
Separate charger		yes
Voltmeter		yes
Weight	kg	11

Delivered equipped with:

- a set of insulated crocodile clips with cables,
- a primary cable,
- safety instructions,
- user manual.

TO ORDER:

DESCRIPTIONS	START PACK 4000
Cat. number	W 000 266 593

Applications START PACK 4000

